

mitsubishi electric
HYDRONICS & IT COOLING SYSTEMS S.p.A.

i-LIFE *Slim*

Elegance and design
for your residential comfort



A white, rectangular fan coil radiator is positioned in a modern living room. To its right is a round, textured coffee table with a silver vase and a white teapot. The room has a wooden floor and a window with sheer curtains in the background.

A perfect synergy

between elegance, comfort and energy savings

Conceived to make every kind of residential environment more comfortable, the new i-LIFE Slim fan coil integrates excellent performance with an irresistible charm.



13 cm
depth



Elegant design

i-LIFE Slim is the new Climaveneta brand fan coil specially designed to perfectly fit the environment where it is installed.

Featuring a harmonious design and an extraordinary depth of only 13 cm, i-LIFE Slim complements the real interior design and fits perfectly in modern architectures.

-50%



Reduced energy consumption

Thanks to the DC motor with Inverter technology, i-LIFE Slim features an electrical absorption rate 50% lower than traditional fan coil units with the same size.

The innovative combination of the radiant effect with the finned coil ensures the heating function with lower water temperature compared to a traditional radiator (45°C instead of 65°C), with a very low energy expense.



The solution

for heating, cooling and
dehumidifying

Breathing clean air is a key
element for a healthy lifestyle.
i-LIFE Slim is the wellness
that you can see and feel.



Silent comfort

The i-LIFE Slim fan coil is a synonym of perfect comfort in the environment, in every season.

The brushless motor quickly reaches the desired comfort level to keep this general wellness over time, without any temperature fluctuation.

Centrifugal fans operate through continuous air flow modulation, generating extremely low sound emissions.



Clean air for a healthy lifestyle

Your wellness is in the air: with i-LIFE Slim you can breathe cleaner air.

The fan coil is equipped with an UVC emitter that helps environmental sterilization and ensures a high quality of indoor air treatment. It is well-known that UVC rays have high antibacterial efficacy.

The use of this component guarantees a cleaner and healthier environment and provides a feeling of well-being and relaxation.

Technological choices


Air deflectors

The new automatic opening and closing system smartly manages the airflow from the deflectors, ensuring quick comfort in the environment.



Cabinet

The elegant layout of the i-LIFE Slim has been specifically designed to perfectly fit into its environment. The linear and modern design of its casing with minimal lines and gentle curves is obtained by using high quality plastic materials combined with traditional galvanized sheet steel and epoxy powder coating.



Air filter and front air intake

All the units are provided with a honeycomb polypropylene regenerable filter (Class G1). There is easy access to the filter through the removable front grid in order to make cleaning easier. For environments with high air quality requirements, an UVC emitter is available as an accessory. The UV rays guarantee antibacterial efficacy, ensuring perfect sterilization and providing the feeling of well-being for the occupants.

Smart and functional technological choices conceived to ensure perfect comfort in every moment. Cooling, heating, ventilation and air purification combined with reduced energy consumption and sound emissions: this is now possible thanks to high quality components designed for the well-being of the tenants.

Desired temperature reached quickly

Thanks to the advanced functions of the panel with PID logic, the desired temperature is reached quickly. With a simple click, in a few minutes you can achieve the desired level of comfort, without wasting precious energy.




Heat exchanger

The heat exchanger has an extensive front surface that ensures high airflows to be achieved with low pressure loss. All units are supplied with hydraulic connections on the left, and upon request on the right.

Ventilation section

The fan is tangential with asymmetric blades and a DC electronic inverter motor. Thanks to the inverter technology, the fan speed is continuously modulated for better comfort and real energy savings.





Product overview

Thanks to 4 versions with cabinet and built-in mounting, for horizontal or vertical installation, the ideal solution is guaranteed for any project.

i-LIFE Slim DLRV

With cabinet and radiating effect for vertical wall installation





i-LIFE Slim DLMO

With cabinet, for horizontal ceiling installation



i-LIFE Slim Box

i-LIFE Slim DLIU

i-LIFE Slim Box

Box module for wall installation

i-LIFE Slim DLIU

Built-in version, for vertical/horizontal installation



i-LIFE Slim DLMV

With cabinet and feet, for vertical floor installation



i-LIFE Slim DLRV

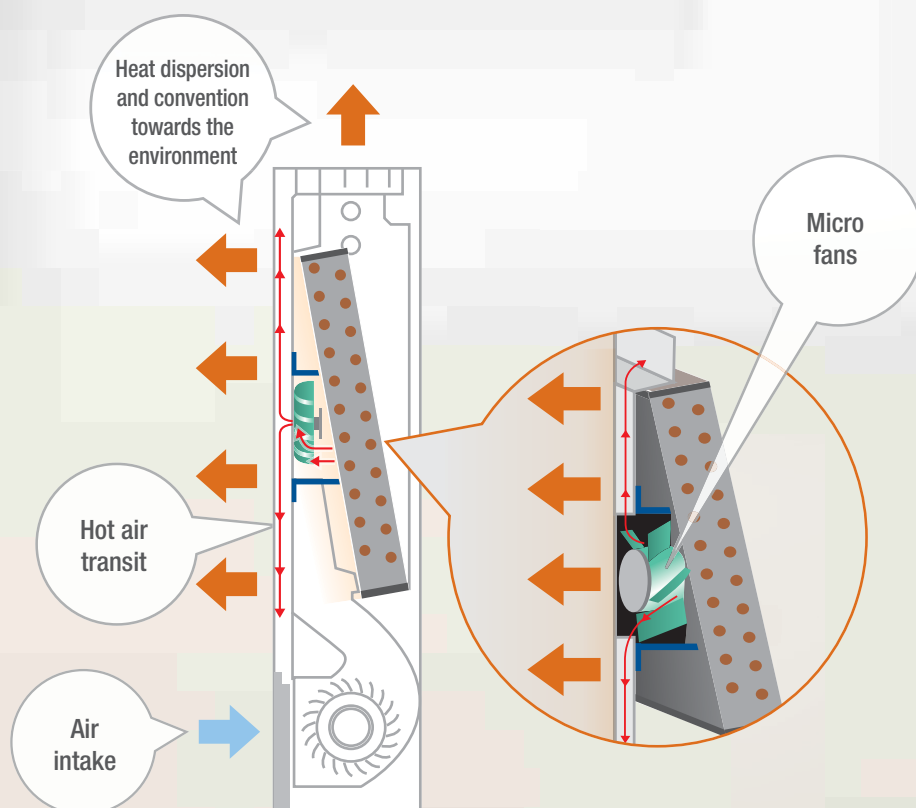
With cabinet and radiating effect for vertical installation



The key feature of the DLRV version is the micro fans positioned between the heat exchanger and the front panel.

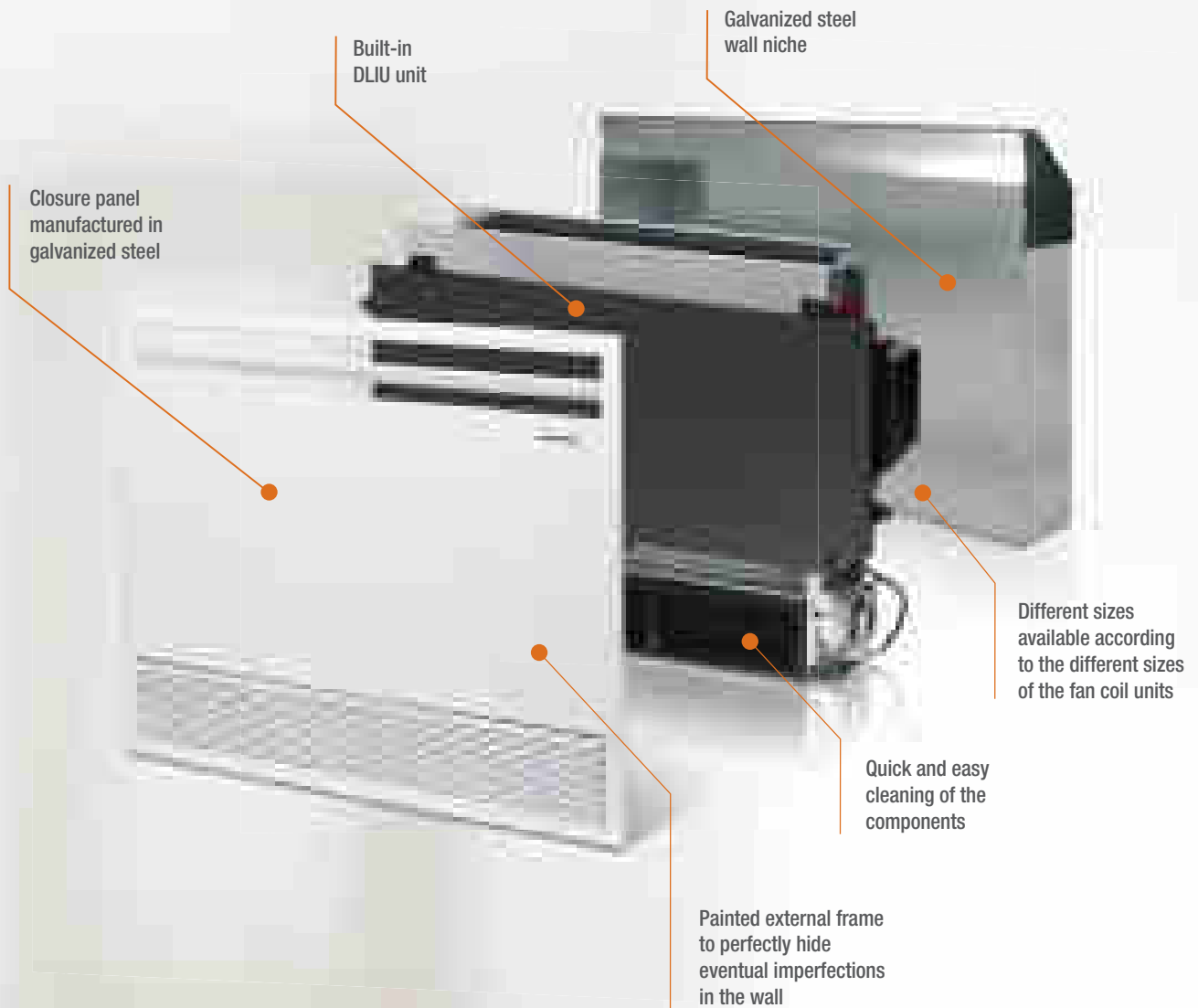
These micro fans are connected in parallel to the water valves and they start functioning when the water temperature rises above 35°C.

Through a simple function selection on the control panel, the tangential fan stops and the micro fans start working releasing hot air through the frontal panel, thus ensuring natural radiant heat dispersion and convection with the lowest sound emissions.



i-LIFE Slim Box

Box module for wall installation



i-LIFE Slim Box has been specifically designed to fit the rational architecture of modern buildings.

From the first stage of the building's construction, the unit can be positioned into the wall niches and render the execution of the system more rational, efficient and aesthetically harmonious.

The fan coil, accurately embedded inside the wall module, will be practically invisible and hidden behind the wall.

Simplified operations on the construction sites

During the first stages of installation, the casing for built-in installation is placed in the wall niche and the electrical and water connections are prepared.

The positioning of the fan coil is easy and can be carried out when site operations are concluded.

Thanks to its reduced thickness, i-LIFE Slim can blend easily into all types of walls and false ceilings, including thin ones.

Controllers

The wide range of available wall-mounted and on-board controllers, allows for a user-friendly and complete regulation of all the functions. The advanced management system with PID logic modulates the fan speed maintaining a perfect temperature and humidity level, reducing the sound emissions and ensuring high efficiency.



iKS

On-board control for units with cabinet complete with keypad with 8 touch keys, LCD display with white light symbols.

- ✓ Modulating fan speed with PID logic,
- ✓ Temperature regulation,
- ✓ Winter/Summer mode,
- ✓ Automatic mode for speed regulation,
- ✓ Night mode for a silent operation
- ✓ Minimum water temperature probe and solenoid valve management.

ATS

On-board controller for units with cabinet. Interface with 4 keys for the temperature selection.

- ✓ Winter/Summer mode,
- ✓ 4 speed regulation,
- ✓ Display for the visualization of the room temperature,
- ✓ Minimum water temperature probe and solenoid valve management.



iKSW+iHBS

Remote controller for built-in and with cabinet units complete with keypad with 8 touch keys, LCD display with white light symbols.

- ✓ Modulating fan speed with PID logic,
- ✓ Temperature regulation,
- ✓ Winter/Summer mode,
- ✓ Automatic mode for speed regulation,
- ✓ Night mode for a silent operation,
- ✓ Minimum water temperature probe and solenoid valve management.

A maximum of 31 fan coils can be connected to the iKSW controller for open space rooms.

iHBS control board

Simple control board for built-in and with cabinet units to be coupled with remote controller iKSW. iHBS features an ON/OFF touch button and a LED for the visualization of the device's operation. All the parameters are set from the iKSW.



ATW+HBS

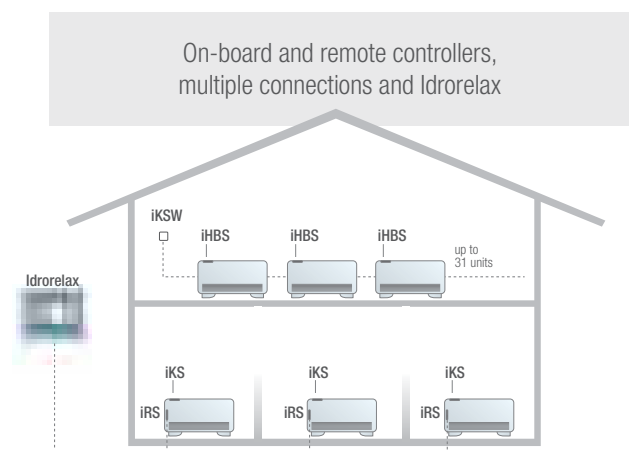
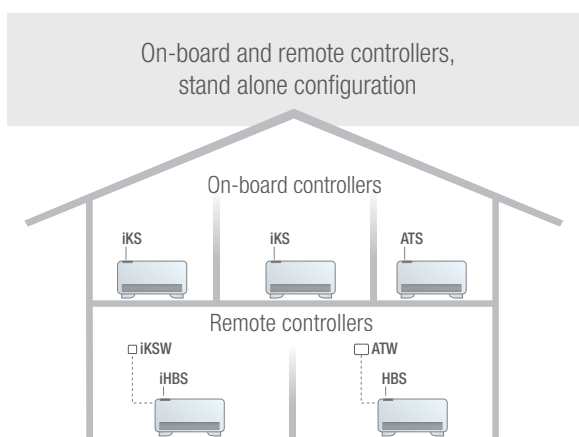
Room thermostat for built-in and with cabinet units.

- ✓ Manual and automatic speed regulation,
- ✓ Room probe and minimum temperature probe
- ✓ Control of solenoid valves,
- ✓ Multifunctional digital contact
- ✓ Dip switch configuration.

The ATW control must be coupled with the HBS power board.



All i-LIFE Slim units can be part of a network of units managed by the Idrorelax centralized system. In this case a IRS bridge will be included in each fan coil.



Technical data

i-LIFE Slim 102 -205

Fan coil unit with DC Inverter motor and tangential fan



i-LIFE Slim units are managed by a DC motor with Inverter technology that continuously modulates the fan speed. The values at high, medium and low speed are Eurovent certified and are presented below.

VERSIONS

- DLIU Built-in version for universal installation
- DLMV Version with cabinet for vertical installation
- DLMO Version with cabinet for horizontal installation
- DLRV Radiant Version with cabinet for vertical installation



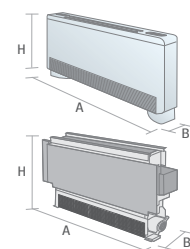
Model		i-LIFE Slim 102	i-LIFE Slim 202	i-LIFE Slim 302	i-LIFE Slim 402	i-LIFE Slim 502
DLMO - DLMV						
Power supply	V/ph/Hz	230/1/50	230/1/50	230/1/50	230/1/50	230/1/50
Max absorbed power	W	18	27	35	35	37
2 PIPES SYSTEM CONFIGURATION						
MAX SPEED						
Air flow	m ³ /h	162	320	461	576	648
Total capacity in cooling mode	(1) kW	0,84	1,79	2,69	3,39	3,86
Sensible capacity in cooling mode	(1) kW	0,63	1,29	1,99	2,69	3,06
Max water flow	(1) m ³ /h	0,15	0,31	0,46	0,58	0,66
Mad pressure drop	(1) kPa	7,4	5,5	22,6	19,1	25,0
Total capacity in heating mode	(2) kW	1,12	2,38	3,29	4,19	4,96
Water flow in heating	(2) m ³ /h	0,15	0,31	0,46	0,58	0,67
Pressure drop in heating	(2) kPa	7,4	5,5	22,1	19,0	25,1
Noise Pressure	(3) dB(A)	41	42	44	45	46
Noise Power	(4) dB(A)	50	51	53	54	55
MED SPEED						
Air flow	m ³ /h	113	252	367	453	494
Total capacity in cooling mode	(1) kW	0,71	1,57	2,26	2,82	3,12
Sensible capacity in cooling mode	(1) kW	0,53	1,15	1,75	2,12	2,38
Max water flow	(1) m ³ /h	0,12	0,27	0,39	0,49	0,54
Mad pressure drop	(1) kPa	5,3	4,3	16,3	13,4	15,9
Total capacity in heating mode	(2) kW	0,91	2,04	2,76	3,49	4,04
Water flow in heating	(2) m ³ /h	0,12	0,27	0,39	0,49	0,54
Pressure drop in heating	(2) kPa	5,2	4,3	16,3	13,4	15,9
Noise Pressure	(3) dB(A)	35	36	36	37	40
Noise Power	(4) dB(A)	44	45	45	46	49
MIN SPEED						
Air flow	m ³ /h	55	155	248	370	426
Total capacity in cooling mode	(1) kW	0,37	1,07	1,47	2,42	2,73
Sensible capacity in cooling mode	(1) kW	0,27	0,76	1,21	1,82	2,09
Max water flow	(1) m ³ /h	0,06	0,18	0,25	0,42	0,47
Mad pressure drop	(1) kPa	1,4	2,0	7,3	9,9	12,0
Total capacity in heating mode	(2) kW	0,39	1,40	1,82	3,00	3,59
Water flow in heating	(2) m ³ /h	0,06	0,18	0,25	0,42	0,47
Pressure drop in heating	(2) kPa	1,4	2,0	7,3	10,0	12,0
Noise Pressure	(3) dB(A)	26	27	27	28	30
Noise Power	(4) dB(A)	35	36	36	37	39
SIZE AND WEIGHT						
A	(5) mm	737	937	1137	1337	1537
B	(5) mm	131	131	131	131	131
H	(5) mm	579	579	579	579	579
Operating weight	(5) kg	17	20	23	26	29

Notes:

- 1 Room temperature 27°C d.b./19°C w.b.; Chilled water (in/out) 7/12°C
- 2 Room temperature 20°C d.b.; Hot water (in/out) 50/° °C (with identical flow note1)
- 3 Sound pressure in semianechoic room at 1 (m.) from fan front and 1 (m.) from the ground.
- 4 Sound power on the basis of measurements made in compliance with Eurovent 8/2.
- 5 Unit in standard configuration/execution, without optional accessories.

Accessories:

- Main coil 2-way/3-way valve unit
- Air Intake plenum (for the DLIU version)
- Telescopic air flow duct and 90° duct (for the DLIU version)
- Delivery air plenum (for the DLIU version)
- Air intake grid (for the DLIU version)
- UVC air sterilization device
- i-LIFE Slim Box for built in version
- Casing cover panel with frame and intake grid



Model		i-LIFE Slim 102	i-LIFE Slim 202	i-LIFE Slim 302	i-LIFE Slim 402	i-LIFE Slim 502
DLIU						
Power supply	V/ph/Hz	230/1/50	230/1/50	230/1/50	230/1/50	230/1/50
Max absorbed power	W	18	27	35	35	37
2 PIPES SYSTEM CONFIGURATION						
MAX SPEED						
Air flow	m³/h	162	320	461	576	648
Total capacity in cooling mode	(1) kW	0,84	1,79	2,69	3,39	3,86
Sensible capacity in cooling mode	(1) kW	0,63	1,29	1,99	2,69	3,06
Max water flow	(1) m³/h	0,15	0,31	0,46	0,58	0,66
Mad pressure drop	(1) kPa	7,4	5,5	22,6	19,1	25,0
Total capacity in heating mode	(2) kW	1,12	2,38	3,29	4,19	4,96
Water flow in heating	(2) m³/h	0,15	0,31	0,46	0,58	0,67
Pressure drop in heating	(2) kPa	7,4	5,5	22,1	19,0	25,1
Noise Pressure	(3) dB(A)	41	42	44	45	46
Noise Power	(4) dB(A)	50	51	53	54	55
MED SPEED						
Air flow	m³/h	113	252	367	453	494
Total capacity in cooling mode	(1) kW	0,71	1,57	2,26	2,82	3,12
Sensible capacity in cooling mode	(1) kW	0,53	1,15	1,75	2,12	2,38
Max water flow	(1) m³/h	0,12	0,27	0,39	0,49	0,54
Mad pressure drop	(1) kPa	5,3	4,3	16,3	13,4	15,9
Total capacity in heating mode	(2) kW	0,91	2,04	2,76	3,49	4,04
Water flow in heating	(2) m³/h	0,12	0,27	0,39	0,49	0,54
Pressure drop in heating	(2) kPa	5,2	4,3	16,3	13,4	15,9
Noise Pressure	(3) dB(A)	35	36	36	37	40
Noise Power	(4) dB(A)	44	45	45	46	49
MIN SPEED						
Air flow	m³/h	55	155	248	370	426
Total capacity in cooling mode	(1) kW	0,37	1,07	1,47	2,42	2,73
Sensible capacity in cooling mode	(1) kW	0,27	0,76	1,21	1,82	2,09
Max water flow	(1) m³/h	0,06	0,18	0,25	0,42	0,47
Mad pressure drop	(1) kPa	1,4	2,0	7,3	9,9	12,0
Total capacity in heating mode	(2) kW	0,39	1,40	1,82	3,00	3,59
Water flow in heating	(2) m³/h	0,06	0,18	0,25	0,42	0,47
Pressure drop in heating	(2) kPa	1,4	2,0	7,3	10,0	12,0
Noise Pressure	(3) dB(A)	26	27	27	28	30
Noise Power	(4) dB(A)	35	36	36	37	39
SIZE AND WEIGHT						
A	(5) mm	525	725	925	1125	1325
B	(5) mm	126	126	126	126	126
H	(5) mm	576	576	576	576	576
Operating weight	(5) kg	9	12	15	18	21

Model		i-LIFE Slim 102	i-LIFE Slim 202	i-LIFE Slim 302	i-LIFE Slim 402	i-LIFE Slim 502
DLRV						
Power supply	V/ph/Hz	230/1/50	230/1/50	230/1/50	230/1/50	230/1/50
Max absorbed power	W	18	27	35	35	37
2 PIPES SYSTEM CONFIGURATION						
MAX SPEED						
Air flow	m³/h	162	320	461	576	648
Total capacity in cooling mode	(1) kW	0,84	1,79	2,69	3,39	3,86
Sensible capacity in cooling mode	(1) kW	0,63	1,29	1,99	2,69	3,06
Max water flow	(1) m³/h	0,15	0,31	0,46	0,58	0,66
Mad pressure drop	(1) kPa	7,4	5,5	22,6	19,1	25,0
Total capacity in heating mode	(2) kW	1,17	2,47	3,50	4,46	5,27
Water flow in heating	(2) m³/h	0,15	0,31	0,46	0,58	0,67
Pressure drop in heating	(2) kPa	7,4	5,4	22,7	19,1	25,2
Noise Pressure	(3) dB(A)	41	42	44	45	46
Noise Power	(4) dB(A)	50	51	53	54	55
MED SPEED						
Air flow	m³/h	113	252	367	453	494
Total capacity in cooling mode	(1) kW	0,71	1,57	2,26	2,82	3,12
Sensible capacity in cooling mode	(1) kW	0,53	1,15	1,75	2,12	2,38
Max water flow	(1) m³/h	0,12	0,27	0,39	0,49	0,54
Mad pressure drop	(1) kPa	5,3	4,3	16,3	13,4	15,9
Total capacity in heating mode	(2) kW	0,95	2,12	2,93	3,72	4,29
Water flow in heating	(2) m³/h	0,12	0,27	0,39	0,48	0,54
Pressure drop in heating	(2) kPa	5,4	4,2	16,3	13,1	16,0
Noise Pressure	(3) dB(A)	35	36	36	37	40
Noise Power	(4) dB(A)	44	45	45	46	49
MIN SPEED						
Air flow	m³/h	55	155	248	370	426
Total capacity in cooling mode	(1) kW	0,37	1,07	1,47	2,42	2,73
Sensible capacity in cooling mode	(1) kW	0,27	0,76	1,21	1,82	2,09
Max water flow	(1) m³/h	0,06	0,18	0,25	0,42	0,47
Mad pressure drop	(1) kPa	1,4	2,0	7,3	9,9	12,0
Total capacity in heating mode	(2) kW	0,41	1,46	1,94	3,19	3,81
Water flow in heating	(2) m³/h	0,06	0,18	0,25	0,41	0,47
Pressure drop in heating	(2) kPa	1,4	2,1	7,3	9,8	12,1
Noise Pressure	(3) dB(A)	26	27	27	28	30
Noise Power	(4) dB(A)	35	36	36	37	39
SIZE AND WEIGHT						
A	(5) mm	737	937	1137	1337	1537
B	(5) mm	131	131	131	131	131
H	(5) mm	579	579	579	579	579
Operating weight	(5) kg	17	20	23	26	29



for a greener tomorrow

Eco Changes is the Mitsubishi Electric Group's environmental statement, and expresses the Group's stance on environmental management. Through a wide range of businesses, we are helping contribute to the realization of a sustainable society.



mitsubishi electric hydronics & it cooling systems S.p.A.

Head Office: Via Sarson 57/c - 36061 Bassano del Grappa (VI) - Italy

Tel (+39) 0424 509 500 - Fax (+39) 0424 509 509

www.climaveneta.com

www.melcohit.com